

Enjoy a new level of performance with JUKI's newest quilting & sewing machine. That's the DX-2000QVP.

Innovative functions are realized through the fusion of Industrial and Home Sewing Technology. Experience the machine and stitch quality that only the largest Industrial Sewing Machine Company in the world can offer.

Release yourself from the stress of working towards perfection and enjoy the new Smart Sewing Operation System with customizable operations to fit your sewing needs.

Enhance your quilt-making experience with an exciting variety of stitch patterns and specialty quilt accessories available only for the DX-2000QVP.

We are proud to introduce the DX-2000QVP.



DX-2000QVP

DX-2000QVP

JUKI



QVP
Quilt Virtuoso Pro

DX-2000QVP

*Professional Quality Quilting & Sewing Machine
Created for quilters, backed with industrial technology*

List of main functions/specifications

Functions	Name	Function explanation	DX-2000QVP
Control system		-	Computer
Number of stitch patterns		Number of pre-programmed stitch patterns	287
Number of available fonts		Number of alphabetic/numeric fonts	4
Buttonhole		Buttonhole sewing system	Automatic (sensor system) with clamping plate
Cutting width adjustment of the buttonhole		Function to adjust the cutting width of the buttonhole in 3 steps. (L / M / S)	X
Direct stitch pattern selection		Single-button selection of frequently used stitch patterns	10 patterns
Start/stop button		Variable start/stop button color to indicate the readiness of the sewing machine	Green: Ready to start and/or while sewing Red: Not ready to start Orange: When the lock stitch button is pressed while the sewing machine is engaged in pattern sewing
Maximum stitch speed		Maximum number of vertical movements the needle can make per minute	1,050 st/min
Auto thread trimming		Automatic simultaneous needle thread and bobbin thread cutting	X
Automatic needle threader		Automatic needle-threading	Automatic needle threader
Thread tension system		Needle/bobbin thread tension adjustment system	Automatic
Automatic lock stitch		Automatic reverse stitch/lock stitch at the start/end of sewing	Automatic lock stitch and thread trimming
Feed mechanism		Number of feed dogs and fabric feeding system	BOX feed mechanism
Presser foot pressure adjustment		Adjustable presser foot pressure	Stepless adjustment
Drop feed		Retractable feed dogs for free motion and button-stitching	X
Quick bobbin preparation		Start sewing by simply passing the thread through a guide, without needing to pull the bobbin thread	X
Bobbin thread winder		Bobbin thread winding system	Bobbin winder with independent motor
Light		Type and number of lights illuminating the work surface of the sewing machine	2 LED lights
Straight stitch slide plate		Function to switch the needle hole to straight-line stitching	X
Float function		Function for sewing with slightly floating presser foot	X
Free arm		Removable auxiliary bed for easy sewing in hard to reach areas such as sleeves, hems and necklines	X
Change in the length/width of stitches		Adjustable stitch length/width	Dial system
Number of needle position (straight stitch/other than straight stitch)		Number of needle positions for stitch patterns	37 / 3
Pattern (right and left) reverse		Right/left reversible patterns	X
Twin needle sewing		Parallel stitching with 2 mm needle width	X
Adjustable starting/reverse stitch speed		Adjustable start/reverse/lock stitch speed	X
Lock stitch		Create invisible lock stitches at the start/end of sewing.	X
Low-speed inching sewing		Long-press the needle up/down button for extremely low-speed stitching	X
Presser foot pivot function		Function to automatically raise the presser foot when the needle is stopped in the lower position when stopping sewing	X
Memory function		Memory capacity for character/pattern combinations and setting values	10 patterns
Presser foot horizontality holder button		Press the black button on the standard presser foot to hold it in a horizontal position at the start of sewing: thick fabrics	X
Height of lifting of presser foot (1 step/2 steps)		Presser foot lifting range	Button system: 6 mm Lever system: 6 mm / 12 mm
Standard Accessories			Hard case with accessory storage part
Hard case		Case to protect the sewing machine from damage and dust	X
Knee lifting lever		Knee-operated lever for hands-free raising and lowering of presser foot	X
Wide table		Table to expand the work space of the sewing machine	X
Foot controller		Foot-controlled start, stop, and stitch speed	Included; with foot switch function
Accessories			Standard presser foot (A)/Zipper presser foot (B)/Overcasting presser foot (C)/Blind stitch presser foot (D)/Buttonhole presser foot (E)/Manual buttonhole presser foot (F)/Walking foot (N)/Open toe presser foot (O)/Patchwork presser foot (P)/Quilt presser foot (Q)/Edge sewing presser foot (R)/Smooth presser foot (T)/Bobbin (4)/Needle set (HA X 1 #11(1) #14(1) #18(1) for knit #11(1)/Twin needle/Quilt guide/Auxiliary spool pin/T-shape screwdriver/Ripper/Cleaning brush/Spool cap (Large)/Spool cap (Middle)/Spool cap (Small)/Eyelet punch/Thread stand/Wide table/Foot controller/Knee-lifting lever/Power cord/Hard case/Instruction manual/Operation support DVD *Inside the QVP special accessories box: Presser foot with guide/Cording presser foot (for 3 cords)/Cording and embroidery presser foot / Applique presser foot /Pearl attaching presser foot
Specifications			
Dimensions (mm)		Width X Height X Depth of the sewing machine	445(W)x291(H)x210(D)
Dimensions with hard case (mm)		Width X Height X Depth of the sewing machine when the hard case is fitted	510(W)x305(H)x257(D)
Arm size		Width X Height of the work space to the right of the needle	8.0"x4.4" (203x112mm)
Weight		Weight of the sewing machine only	10.3kg/21.6lbs

Optional Accessories



JUKI

JUKI CORPORATION

2-11-1, TSURUMAKI, TAMA-SHI, TOKYO
206-8551, JAPAN
<http://www.juki.co.jp>

JUKI ECO PRODUCTS This is an eco-friendly product which complies JUKI ECO PRODUCTS standards for protecting the environment.

ECO The sewing machine complies with the "JUKI Group Green Procurement Guidelines" on the use of hazardous substances, which is stricter than other restrictions, such as those of the RoHS Directive. For details of JUKI PRODUCTS, refer to: http://www.juki.co.jp/eco_e/index.html

*The RoHS Directive is an EU Directive limiting the use of 6 hazardous substances (lead, hexavalent chromium, mercury, cadmium, PBB and PBDE) in electrical and electronic equipment. The Juki Green Procurement Guideline is the voluntarily established criteria to eliminate not only the aforementioned six substances, but also other ones which also adversely affect the environment.




ENJOY ENHANCED SEWING QUALITY WITH THE FUSION OF JUKI INDUSTRIAL SEWING MACHINE KNOWLEDGE AND TECHNOLOGY

BOX FEED - JUKI INDUSTRIAL SEWING MACHINE TECHNOLOGY



The box feed technology moves your fabric to allow you to create perfect high-quality stitches on all types of fabrics. The box feed system stays in contact with your fabrics longer for a consistent, reliable seam every time. Piece perfectly without worries of shifting or sliding fabrics.

STRAIGHT STITCH SLIDE PLATE



Simply slide the front lever to switch to a single needle hole. Sew the lightest fabrics with perfect needle permeation. The single needle plate will not allow fabrics to be pushed into the needle hole. Free motion stitch with precision and perfection. Sew with confidence, when the single needle hole plate is set, only the straight stitch patterns can be selected.

FLOAT FUNCTION PREVENTS UNEVEN SEAMS



By pressing the float button, you can sew with the presser foot slightly raised. By raising the presser foot to float you can sew fabrics without pushing layers or creating uneven seams. This is effective when quilting and sewing appliques. The height of the presser foot can be set from 0 to 2.5mm in increments of 0.1 mm.

LARGE SEWING SPACE

Enjoy extra space and comfort by adding the accessory table while quilting.



SPEEDY STRAIGHT SEWING

With a maximum straight sewing speed of 1,050 stitches/min, you can sew fast.


AUTOMATIC PRESSER FOOT LIFTING AFTER THREAD TRIMMING / PRESSER FOOT PIVOT FUNCTION



Because the presser foot is automatically lifted after automatic thread trimming, you can quickly remove fabrics. And when you stop sewing, the needle stops in the down position and presser foot automatically lifts to allow for fabric movement. Sew corners or trimming, you can quickly pivot with ease, when you resume sewing the presser foot automatically and quickly lowers for continuous smooth sewing.

* These functions can also be switched off.

CONVENIENT SEWING FUNCTIONS



Piece your quilts with ease using direct stitch selection No.3. Simply align the fabric edges with the edge of the foot, and sew perfect 1/4" seams.



When free motion (quilt pattern No.01 or 02) is selected, the machine will automatically be set to float mode. While sewing, you can adjust the amount of float with the stitch length dial and smoothly move the quilt.

CUSTOMIZING THE MACHINE FOR PREFERRED OPERATION

In addition to the Easy-to-use Quick Select Buttons, customize your operating preferences by combining both the heel switch of the foot controller (Foot Switch) and the Knee-lifting Lever functions.



	Quick Select Button	Foot Switch Function* (Pressing foot controller)	Knee-lifting Lever
Start/Stop	X	—	—
Reverse stitch	X	X	—
Lock stitch	X	X	—
Needle up/down (Half stitch sewing)	X	X	—
One stitch sewing	—	X	—
Presser-foot lifting	X	X	X
Thread trimming	X	X	—

*Only one function can be assigned at a time.
*Foot switch function can also be switched off.



You can adjust the starting and reverse stitch speed between three steps of fast, normal, and slow.

CHECK THE VIDEO REFERENCE FOR CONVENIENT ASSISTANCE!

With the combination of assured automatic operation and fine manual control, you can enjoy ideal natural operation.

- Foot Switch Function
- Presser Foot Pivot Function
- Hassle-free operation

<https://www.youtube.com/jukihomesewing/videos/watch?v=oF5SRq9Q78k>

*You can access the video of JUKI DX series.



ENJOY A STRESS-FREE SEWING EXPERIENCE WITH SMART OPERATION



A VARIETY OF STITCH PATTERNS




The machine includes 287 stitch patterns and 4 alphabetic/numeric fonts. The decorative patterns can be sewn as one point patterns. Up to 10 often-used patterns such as initials can be saved in the memory.

Decorative stitch patterns include stitches inspired by the tradition of crazy quilting. The DX-2000QVP also contains Exclusive Juki quilt stitches know as Random Stitches.

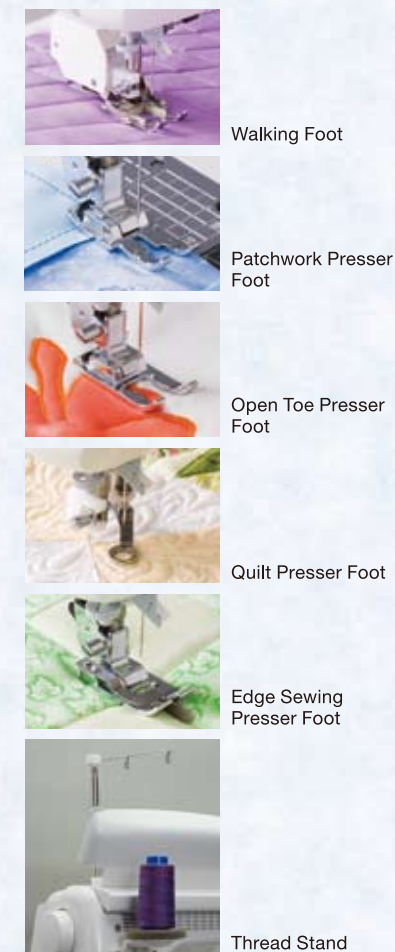
Enjoy even more designs by combining patterns. combine, create and stitch designs such as a beautiful lace braid.

BEAUTIFUL CORNER SEWING OF APPLIQUE

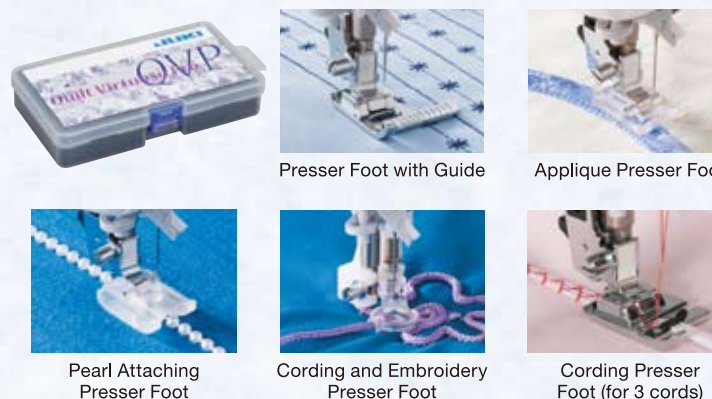


The stitch width of the needle can be set to automatically and gradually change to achieve a stitch that gives a beautiful finish even to the corner of an applique or the start /end of a line of sewing. By adjusting the width and length, you can also control the angles of your design.

ACCESSORIES TO ENHANCE YOUR QUILTING EXPERIENCE



BONUS SPECIALTY ACCESSORIES WITH QVP EDITION



A WIDE VARIETY OF FEATURES TO INSPIRE CREATIVITY

